



NANOFLOW MAX

Fiber blowing machine for FTTH fibers (EFBU) and micro cables up to 4.5 mm

Adjustable clamping force

Secures grip around cable/fiber during installation.

Tool free installation

Easy to open and close by hand with quick load of fiber and duct. Adjustable speed and torque. Battery-powered (independent of 100V/240V).

LED display

Showing speed, distance, fiber protection and battery information.

Unique fiber protection technology

If the maximum recommended load on the fiber exceeds the preset torque, the machine stops the blowing process immediately without damaging the fiber.

Tested in accordance to IEC standards

INCLUDED

- 2 x 24V 2.0 Ah Lithium-ion battery with quick charger
- Filter and water separator
- 1 adaptor plate set. Select between the following standard sizes: 3.3, 3.8, 4.1, 4.3, 4.8 mm
- Steel drive wheel for fibers + 3 mm
- Drive wheel for fibers 0.8 - 3 mm
- Duct adaptors for 3, 5, 7, 8, 8.5, 10, 12, 12.7 mm

POSSIBLE ACCESSORY ADD-ONS

Tripod with quick adaptor

Item No.: 103-161127005

Shoulder strap

Item No.: 103-160601074

Reel holder arm for pre-connected fiber

Item No.: 103-171020001

Steel drive wheel for up to 3 mm fiber

Item No.: 103-170515001

24V 4.0 Ah Lithium-ion battery

Item No.: 103-160601043

A wide selection of adaptor plates for any fiber/duct sizes on request

SPECIFICATIONS

Item No.:	101-190911001
Cable diameter:	0.8-4.5 mm
Duct diameter:	3-12.7 mm
Blowing distance ¹ :	Up to 1200 m
Blowing speed ² :	Up to 125 m/min
Pushing force:	0-2 kg
Recommended pressure and airflow ³ :	Max. 10 bar (200 l/pr. min.)
Weight:	3.5 kg
Length:	212 mm
Width:	104 mm
Height:	139 mm



¹) Depending on type of microduct and cable size. When blowing fibers above 3 mm, blowing distance is reduced.

²) Depending on type of microduct and cable.

³) Cooled and dried air.

NANOFLOW VS. NANOFLOW MAX

Cable and duct diameter guide


FIBER DIAMETER (mm)	NanoFlow MAX									DUCT DIAMETER (mm)
	3	4	5	7	8	8.5	10	12	12.7	
4.5	 <p>For fiber size: 0.8 - 4.5 mm</p> <p>For duct sizes: 3, 4, 5, 7, 8, 8.5, 10, 12, 12.7 mm</p>									
4.0										
3.8	 <p>For fiber size: 0.8 - 3 mm</p> <p>For duct sizes: 3, 4, 5, 7, 8, 8.5, 10 mm</p>									
3.5										
3.0										
2.8										
2.6										
2.4										
2.3										
2.2										
2.1										
2.0										
1.9										
1.8										
1.7										
1.6										
1.5										
1.4										
1.3										
1.2										
1.1										
1.0										
0.9										
0.8										

Adaptor plates and wheel guide

For fiber size 0.8 - 3.0 mm
NanoFlow adaptor plates and drive wheel applies



For micro cable size 3.0 - 4.5 mm
NanoFlow MAX adaptor plates and MAX steel wheel applies.



WARNING:

Do not combine NanoFlow MAX adaptor plates/MAX steel drive wheel with NanoFlow adaptor plates/drive wheel. Only use MAX adaptor plates with MAX steel drive wheel. Look for the written text 'MAX' if in doubt. If you mix the adaptor plates, it can make the machine malfunction.