

High-end Fusion Splicer
S185HS / S185PM
for High strength splicing for PMF & High strength splicing



S185HS



S185PM

Fusion Splicers for PMF and High strength splicing

Low splice loss

Compact size

High capacity built-in battery (Optional)

LCD touch panel provides easy operation

Short fiber cleave length allows to use ultra mini sleeve


Remote control by Wi-Fi communication

The FITEL S185HS / S185PM High-end Fusion Splicers are designed for splicing specialty fibers for factory, manufacturing and R&D applications.

The compact but powerful design has been optimized for use in the optical component and optical sensor fields. By targeting the necessary functions in these applications, exceptional performance and a compact design are achieved with these High-end Fusion Splicers


■ Features

Low splice loss



Precise alignment with resolution of 0.03μm for fiber axis.

High ext. ratio



Accurate 360 degree fiber rotation with a resolution of 0.1 degree

Compact size




Footprint is 46% smaller than previous model.

Built-in battery




Battery operation and a compact design make transportation easy.

Touch panel



Easy and intuitive touch panel operation and GUI.

Short cleave length



Short cleave length allows to reinforce the exposed glass with ultra mini sleeve.

Wi-Fi communication



Remote control is available by Wi-Fi.

Auto-flip display



Automatically adjusts image when LCD display is flipped.

Specification

Description	S185HS	S185PM
Applicable fibers*1	SM, MM, DS, NZDS, High-Index, EDF	SM, MM, DS, NZDS, High-Index, EDF, PMF
Cladding diameter	80 to 150µm	
Coating diameter	160 to 2000µm (In Fiber holder) 160 to 900µm (Coating clamp splice)	160 to 1300µm (In Fiber holder) 160 to 900µm (Coating clamp splice)
Fiber cleave length	3 to 5mm (Coating clamp splice) 8 to 11mm (Cladding clamp splice)	
Typical splice loss*2	SM(ITU-T G652): 0.014dB	
Typical extinction ratio*2	-	PANDA: -36.8dB*3 (Angle offset: 0.6degree)
Return loss	>60dB	
Typical splice time*4	15s (SM by cladding clamp splice)	15s (SM by cladding clamp splice) 40s (PANDA by cladding clamp splice)
Tension strength	1.96 (+0% to +20%)	
Applicable protection sleeve length	10 to 60mm	
Typical heat time	35s (S922:40mm sleeve)	
Splice programs	Max.200	
Heater programs	Max.100	
Splice data storage	Max. 1000 including 4 images before and after splice	
Fiber image magnification on LCD	104X, 278X or 556X	
Dimension	210W x 180D x 150H mm	
Weight (without Battery)	4.5kg	4.75kg
Monitor	4.3" wide color LCD with touch panel	
Data output	USB ver. 2.0 type A: 1 port USB ver. 2.0 mini B: 1 port	
Battery capacity (Optional)*5	Typical 60 splice / heat cycles	
Operating temperature	0 to 40°C	
Storage temperature	-40 to 60°C	
Humidity	0 to 90% (Non-condensing)	
Power source	AC input 100 to 240V (50/60Hz)	

*1 Fibers should be applied to ITU-T standard. In case of other fibers, depending on the type of fiber, the optimization of splice program may be needed or the splice result may not be satisfied.

*2 These are references. Depending on the environment and condition, the number vary.

*3 Extinction ratio -36.8dB is measured in the condition that the initial extinction ratio is -40dB and there is the splice with 0.6 degree of rotation offset.

*4 This value is references. Depending on the type of fiber and condition of fiber on splicer, the number can vary.

*5 This value can produce using fully charged brand new battery at room temperature 20 degree C. Depending on the condition of the battery and operation environment, the number can vary.

Standard package

Item	P/N	Quantity							
		S185HS				S185PM			
		-00	-01	-10	-11	-00	-01	-10	-11
S185HS Main body	S185HS-X-A-0001	1	1	1	1	-	-	-	-
S185PM Main body	S185PM-X-A-0001	-	-	-	-	1	1	1	1
Hard Carrying Case	HCC-12	-	1	-	1	-	1	-	1
Built-in Battery Pack	S947B	-	-	1	1	-	-	1	1
AC Adapter	S981A	1	1	1	1	1	1	1	1
AC Cable Cord	-	1	1	1	1	1	1	1	1
Z Stage Lock	ZL-01	1pair	1pair	1pair	1pair	1pair	1pair	1pair	1pair
Spare Electrode	ELR-03	1pair	1pair	1pair	1pair	1pair	1pair	1pair	1pair
Electrode Sharpener	D5111	1	1	1	1	1	1	1	1
Cleaning Brush	VGC-01	1	1	1	1	1	1	1	1
User Manual	-	1	1	1	1	1	1	1	1



Standard Package (S185PM)



Hard Carrying Case

Ordering number form

S185 A - B C

Mark	Category	Code	Remark
A	Splicer model	HS	S185HS
		PM	S185PM
B	Battery	0	None
		1	Included
C	Hard carrying case	0	None
		1	Included

Optional components

Item	P/N	Quantity
160μm Coating Fiber Holder	S713S-160	1pair
250μm Coating Fiber Holder	S713S-250	1pair
400μm Coating Fiber Holder	S713S-400	1pair
650μm Coating Fiber Holder	S713S-650	1pair
900μm Coating Fiber Holder	S713S-900	1pair
1300μm Coating Fiber Holder	S713S-1300	1pair
Customized Fiber Holder*6	S713S-XXX	1pair
Hard Carrying Case	HCC-12	1
Built-in Battery Pack*7	S947B	1
USB Cable	USB-01	1
Wi-Fi Dongle	WFD-01	1



Fiber Holder


*6 Available Suitable size Fiber holder depending on the coating diameter of splicing fiber.
 *7 Built-in Battery Pack should be installed by the authorized distributor or the repair center in Furukawa Electric group.

Related tools

Item	Part Number	Specification
Stripper	S218R-Plus	Cladding diameter 125μm only
	3SAE Thermal Stripper	Cladding diameter 80 to 1000μm
Cleaver	S326S80	Cladding diameter 80μm only
	S326A	Cladding diameter 125μm only
	NorthLab ProCleave SD	Cladding diameter 80 to 250μm
Cleaner	3SAE Ultrasonic Cleaner	-
Protection sleeve	S921/S922	Coating diameter 900μm or less
	S928A-20/25/35	Coating diameter 400μm or less
Fiber end face interferometer & microscope	NorthLab Proview	Cladding diameter 125 to 720μm



S218R-Plus



3SAE Thermal Stripper



S326S80




S326A



NorthLab ProCleave



3SAE Ultrasonic Cleaner



Protection sleeve



NorthLab Proview

Contact Us :

FURUKAWA ELECTRIC CO., LTD.

Head Office:

2-3, Marunouchi 2-chome,
Chiyoda-ku, Tokyo,
100-8322, Japan
Tel: + 81 3 3286 3227
Fax: + 81 3 3286 3978
www.furukawa.co.jp
fec.abr_opt_splicer@furukawaelectric.com

Europe:

Furukawa Electric Europe Ltd.
Furukawa House
77-85 Fulham Palace Road,
London W6 8JD, U.K.
Tel: + 44 (0) 20 7313 5300
Fax: + 44 (0) 20 7313 5310
www.furukawa.co.uk
splicers@furukawa.co.uk

North & South America:

OFS Fitel, LLC
2000 Northeast Expressway
Norcross, Georgia 30071, U.S.A
Toll free: + 1 866 452 9516
Tel: + 1 678 783 1090
Fax: + 1 678 783 1093
www.ofsoptics.com
splicers@ofsoptics.com

China:

Furukawa Shanghai, Ltd.
Beijing Branch
Room 314, Beijing Fortune Building,
No.5, North Dongsanhuan Road,
Beijing 100004 P.R. China
Tel: + 86 10 8591 0608
Fax: + 86 10 8591 0609
www.furukawa-sh.cn

South East Asia:

Furukawa Electric Singapore Pte. Ltd.
60 Albert Street, #13-10 OG
Albert Complex, Singapore
189969
Tel: + 65 6224 4686
Fax: + 65 6336 2635
comms@furukawa.com.sg

* Please understand that contents of this catalog may change without notice.

Export Control Regulations

The products and/or technical information presented in this publication may be subject to the application of the Foreign Exchange and Foreign Trade Act and other related laws and regulations in Japan.
 In addition, the Export Administration Regulations (EAR) of the United States may be applicable.
 In cases where exporting or reexporting the products and/or technical information presented in this publication, customers are requested to follow the necessary procedures at their own responsibility and cost.
 Please contact the Ministry of Economy, Trade and Industry of Japan or the Department of Commerce of the United States for details about procedures.